



## **Laboratory for Acoustics**



*Determination of the sound absorption (reverberation room method) of curtains, manufacturer Vescom BV*



## Laboratory for Acoustics

*Determination of the sound absorption (reverberation room method) of curtains, manufacturer Vescom BV*

|                |   |
|----------------|---|
| Principal      | Vescom BV<br>P.O. Box 70<br>5700 AB DEURNE<br>The Netherlands |
| Report number  | A 3012-2E-RA-002  |
| Date           | February 4, 2016  |
| Reference      | TS/MH/AvdS/A 3012-2E-RA-002                                   |
| Representative | Th.W. Scheers   |
| Author         | M.L.H. Hax<br>+31 24 3570789<br>m.hax@peutz.nl                |

peutz bv, postbus 66, 6585 zh mook, +31 24 357 07 07, info@peutz.nl, www.peutz.nl

All orders are accepted and executed according to 'De Nieuwe Regeling 2011' (The New Rules)

BTW NL004933837B01 KvK: 12028033

mook – zoetermeer – groningen – düsseldorf – dortmund – berlijn – leuven – parijs – lyon

A 3012-2E-RA-002 2

## Table of contents

|          |  |          |
|----------|--|----------|
| <b>1</b> | <b>Introduction</b>                              | <b>4</b> |
| <b>2</b> | <b>Standards and guidelines</b>                  | <b>5</b> |
| <b>3</b> | <b>Tested construction</b>                       | <b>6</b> |
| <b>4</b> | <b>Measurements</b>                              | <b>8</b> |
| 4.1      | Method   | 8        |
| 4.2      | Accuracy   | 9        |
| 4.3      | Environmental conditions during the measurements | 10       |
| 4.4      | Results  | 10       |

## 1 Introduction

At the request of Vescom BV, based in Deurne (The Netherlands), laboratory measurements of the sound absorption (reverberation room method) were carried out on:

**curtains, manufactured by Vescom**

in the Laboratory for Acoustics of Peutz bv, at Mook, the Netherlands (see figure 1).



For these type of measurements the Laboratory for Acoustics has been accredited by the Dutch Accreditation Council (RvA).

The RvA is member of the EA MLA (**EA MLA: European Accreditation Organisation MultiLateral Agreement**: <http://www.european-accreditation.org>).

*EA: "Certificates and reports issued by bodies accredited by MLA and MRA members are considered to have the same degree of credibility, and are accepted in MLA and MRA countries."*

## 2 Standards and guidelines

The measurements have been carried out according to the Quality Manual of the Laboratory for Acoustics as well as:

ISO 354:2003<sup>1</sup>      Acoustics Measurement of sound absorption in a reverberation room  
NOTE:                      this international standard has been accepted within all EU-countries  
                                    as European standard EN ISO 354:2003

Various other related norms:

EN ISO 11654:1997      Acoustics Sound absorbers for use in buildings Rating of sound  
                                    absorption

ASTM C423-09a        Standard Test Method for Sound Absorption and Sound Absorption  
                                    Coefficients by the Reverberation Room Method

---

<sup>1</sup> According to this norm, the report should include for each measurement the mean reverberation times  $T_1$  and  $T_2$  at each frequency. Because these figures are not relevant for judging the quality of the product being tested, but merely for judging the accuracy of the calculations, they have been omitted in this report. It is possible of course to reproduce those figures at any time if the principal requests this.

### 3 Tested construction

The test specimen with dimensions: width x height = 4,00 x 2,80 m is hanged parallel to the room surface by the principal. The distance from the face of the curtain to the room surface is 150 mm.

A fold-rate of 100% is applied, meaning that the width of the cloth of 8 m is folded to a 4m curtain width. The measurement set-up is according to type G-mounting (Annex B of ISO 354:2003, test specimen mountings for sound absorption tests).

The variants are measured without perimeter frame.

#### Variant 1: Curtain type 'Naltar'

- manufacturer: Vescom BV
- 100% fold-rate
- mounting method G-150 (ISO 354 annex B)
- 150 mm distance to the room surface
- tested without perimeter frame
- dimensions: 8900 mm x 2800 mm
- thickness: ca. 0,5 mm
- surface weight: 190 g/m<sup>2</sup>



#### Variant 2: Curtain type 'Iseo'

- manufacturer: Vescom BV
- 100% fold-rate
- mounting method G-150 (ISO 354 annex B)
- 150 mm distance to the room surface
- tested without perimeter frame
- dimensions: 8000 mm x 2800 mm
- thickness: ca. 0,8 mm
- surface weight: 400 g/m<sup>2</sup>



#### Variant 3: Curtain type 'Fara'

- manufacturer: Vescom BV
- 100% fold-rate
- mounting method G-150 (ISO 354 annex B)
- 150 mm distance to the room surface
- tested without perimeter frame
- dimensions: 8000 mm x 2800 mm
- thickness: ca. 0,7 mm
- surface weight: 320 g/m<sup>2</sup>





*The results as presented here relate only to the tested items and laboratory conditions as described in this report. The laboratory can make no judgement about the representativity of the tested samples. The test report ahead is valid as long as the tested constructions and/or materials are unchanged.*

## 4 Measurements

The measurement set-up is according to type G-mounting (Annex B of ISO 354:2003, test specimen mountings for sound absorption tests). The variants are measured without perimeter frame.

### 4.1 Method

The tests were conducted in accordance with the provisions of the test method ISO 354 in the reverberation room of "Peutz bv" in Mook (the Netherlands) (see figure 1). The relevant data regarding the reverberation room are given in figure 2 of this report.

By means of reverberation measurements the reverberation time of the room is measured under two conditions:

- when the reverberation room is empty
- when the construction under test is inside the reverberation room

In general, once material is placed into the reverberation room a lower reverberation time will result.

The difference in reverberation times is a measure of the amount of absorption brought into the room.

Measurements and calculations were carried out in 1/3-octave bandwidth from 100 to 5000 Hz, according to the norms. Where applicable the octave values have been calculated from these 1/3-octave values.

From the reverberation measurements in the empty reverberation room the equivalent sound absorption  $A_1$  is calculated (per frequency band) according to formula 1 and expressed in  $m^2$

$$A_1 = \frac{55,3V}{cT_1} - 4Vm_1 \quad (1)$$

in which:

- $V$  = the volume of the reverberation room [ $m^3$ ]  
 $T_1$  = the reverberation time in the empty reverberation room [sec.]  
 $m_1$  = "power attenuation coefficient" in the empty room,  
           calculated according to formula [ $m^{-1}$ ]  
 $c$  = the speed of sound in the air, in m/s, calculated according to [m/s]

$$c = 331 + 0,6t \quad (2)$$

in which:

- $t$  = the temperature; this formula is valid for temperatures between 15 and 30 °C [°C]



$$m = \frac{\alpha}{10 \log(e)} \quad (3)$$

in which:

$\alpha$  = "attenuation coefficient" according to ISO 9613-1

In the same manner the equivalent sound absorption  $A_2$  for the room with the test specimen is calculated according to formula 4, also expressed in  $m^2$

$$A_2 = \frac{55,3 V}{c T_2} - 4 V m_2 \quad (4)$$

in which:

$c$  and  $V$  have the same definition as in formula 1 and

$T_2$  = the reverberation time of the reverberation room with the test specimen placed inside [sec]

$m_2$  = "power attenuation coefficient" in the room with the test specimen placed inside, calculated according to formula 3 [ $m^{-1}$ ]

The equivalent sound absorption  $A$  of the test specimen has been calculated according to formula 5 and is expressed in  $m^2$

$$A = A_2 - A_1 \quad (5)$$

When the test specimen consists of one plane with an area between 10 and 12  $m^2$  the sound absorption coefficient  $\alpha_s$  has to be calculated according to formula 6:

$$\alpha = \frac{A}{S} \quad (6)$$

in which:

$S$  = the area of the test specimen [ $m^2$ ]

## 4.2 Accuracy

The accuracy of the sound absorption as calculated can be expressed in terms of repeatability (tests within one laboratory) and reproducibility (between various laboratories).

When:

- two tests are performed on identical test material
- within a short period of time
- by the same person or team
- using the same instrumentation
- under unchanged environmental conditions

the probability will be 95% that the difference between the two test results will be less than or equal to  $r$ .

In order to evaluate the repeatability  $r$  for the sound absorption measurements performed in the reverberation room of "Peutz bv" in Mook (the Netherlands) eight series of measurements have been carried out according to ISO 354:1985 annex C. From the results of those measurements the repeatability  $r$  has been calculated. It was found that for the frequency range from 100 to 200 Hz and at 5000 Hz the repeatability  $r$  is 0,21 as a maximum. For the frequency range 250 to 4000 Hz the repeatability  $r$  is 0,09 as a maximum.

#### 4.3 Environmental conditions during the measurements

t4.1 *Environmental conditions during the measurements at december 1<sup>th</sup>, 2015*

| reverberation room | temperature<br>[°C] | barometric pressure<br>[kPa] | relative humidity<br>[%] |
|--------------------|---------------------|------------------------------|--------------------------|
| empty              | 17,2                | 102,4                        | 57,0                     |
| with curtain       | 17,3 – 17,4         | 102,3 – 102,4                | 58,0 – 59,0              |

#### 4.4 Results

The results of the measurements are given in table t4.2 and in figure 3 up and including 5. The measurements were made in 1/3-octave bands. The results presented in octave-bands are the arithmetic average of the results of the three 1/3-octave bands belonging to that octaveband.

From those values the following one-figure ratings have been calculated and stated :


- the "weighted sound absorption coefficient  $\alpha_w$ " according to ISO 11654;
- the "Sound absorption class" according to ISO 11654;
- the "Sound Absorption Average SAA" according to ASTM-C423, being the average of the absorption coefficients (1/3 octave values) at the frequencies of 200 Hz up and including 2500 Hz, rounded to the nearest 0,01;
- the "Noise Reduction Coefficient NRC" according to ASTM-C423, being the average of the absorption coefficients (1/3 octave values) at the frequencies of 250, 500, 1000 and 2000 Hz, rounded to the nearest 0,05.

## t4.2 Measurement results


| Variant nr.<br>Curtain type<br>Record nr.<br>Figure nr. | sound absorption coefficient $\alpha_s$ |          |          |          |          |          |
|---|---|----------|----------|----------|----------|----------|
|   | 1                                       |          | 2        |          | 3        |          |
|   | 'Naltar'                                |          | 'lseo'   |          | 'Fara'   |          |
|   | #292                                    |          | #293     |          | #294     |          |
|   | 3                                       |          | 4        |          | 5        |          |
| frequency [Hz]  | 1/3 oct.                                | 1/1 oct. | 1/3 oct. | 1/1 oct. | 1/3 oct. | 1/1 oct. |
| 100   | 0,10                                    |          | 0,06     |          | 0,12     |          |
| 125   | 0,20                                    | 0,18     | 0,09     | 0,10     | 0,17     | 0,17     |
| 160   | 0,24                                    |          | 0,16     |          | 0,23     |          |
| 200   | 0,29                                    |          | 0,24     |          | 0,30     |          |
| 250   | 0,29                                    | 0,33     | 0,39     | 0,42     | 0,34     | 0,37     |
| 315   | 0,40                                    |          | 0,64     |          | 0,46     |          |
| 400   | 0,44                                    |          | 0,74     |          | 0,54     |          |
| 500   | 0,51                                    | 0,48     | 0,81     | 0,79     | 0,55     | 0,55     |
| 630   | 0,49                                    |          | 0,81     |          | 0,55     |          |
| 800   | 0,49                                    |          | 0,82     |          | 0,53     |          |
| 1000  | 0,45                                    | 0,47     | 0,79     | 0,80     | 0,49     | 0,51     |
| 1250  | 0,48                                    |          | 0,80     |          | 0,52     |          |
| 1600  | 0,52                                    |          | 0,81     |          | 0,53     |          |
| 2000  | 0,59                                    | 0,57     | 0,80     | 0,80     | 0,57     | 0,56     |
| 2500  | 0,60                                    |          | 0,78     |          | 0,58     |          |
| 3150  | 0,62                                    |          | 0,79     |          | 0,61     |          |
| 4000  | 0,65                                    | 0,65     | 0,79     | 0,79     | 0,64     | 0,63     |
| 5000  | 0,68                                    |          | 0,78     |          | 0,65     |          |
| $\alpha_w$  | 0,50(H)                                 |          | 0,70     |          | 0,55     |          |
| NRC   | 0,45                                    |          | 0,70     |          | 0,50     |          |
| SAA   | 0,46                                    |          | 0,70     |          | 0,50     |          |
| Class   | D                                       |          | C        |          | D        |          |

The sound absorption coefficient of a material is not a material property. It should be taken into account that the sound absorption of a construction depends on the dimensions, the way of mounting of the material and its position in the room.

Mook,



Th. Scheers  
Laboratory Supervisor



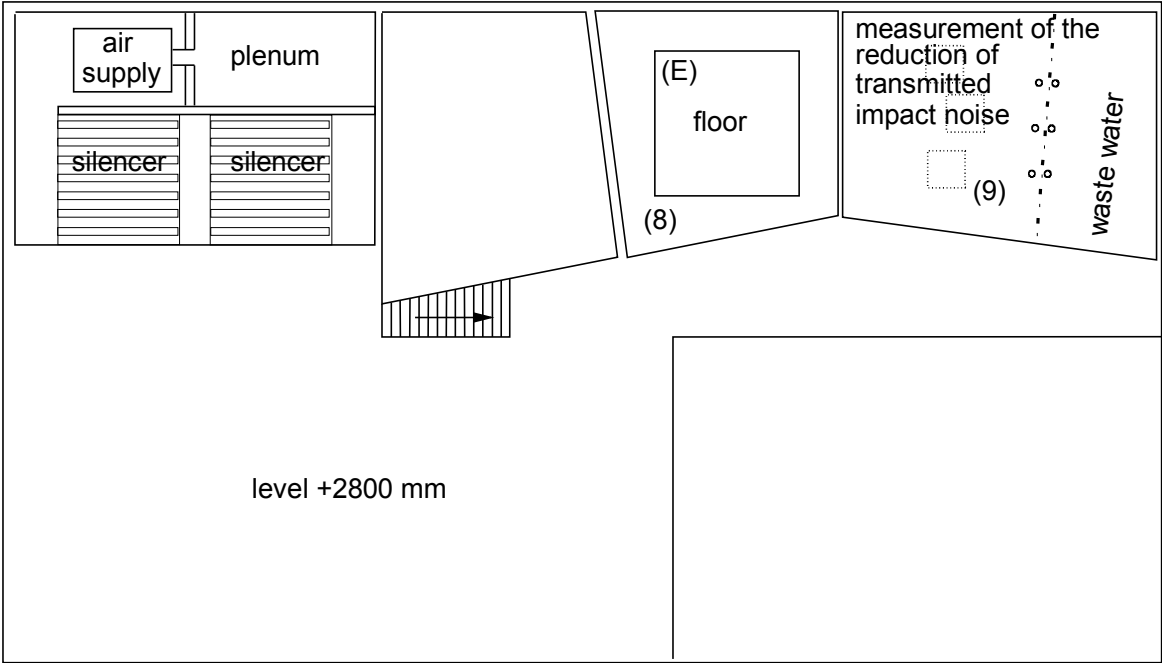
dr. ir. M.L.S Vercammen  
Manager

This report contains 12 pages and 5 figures.

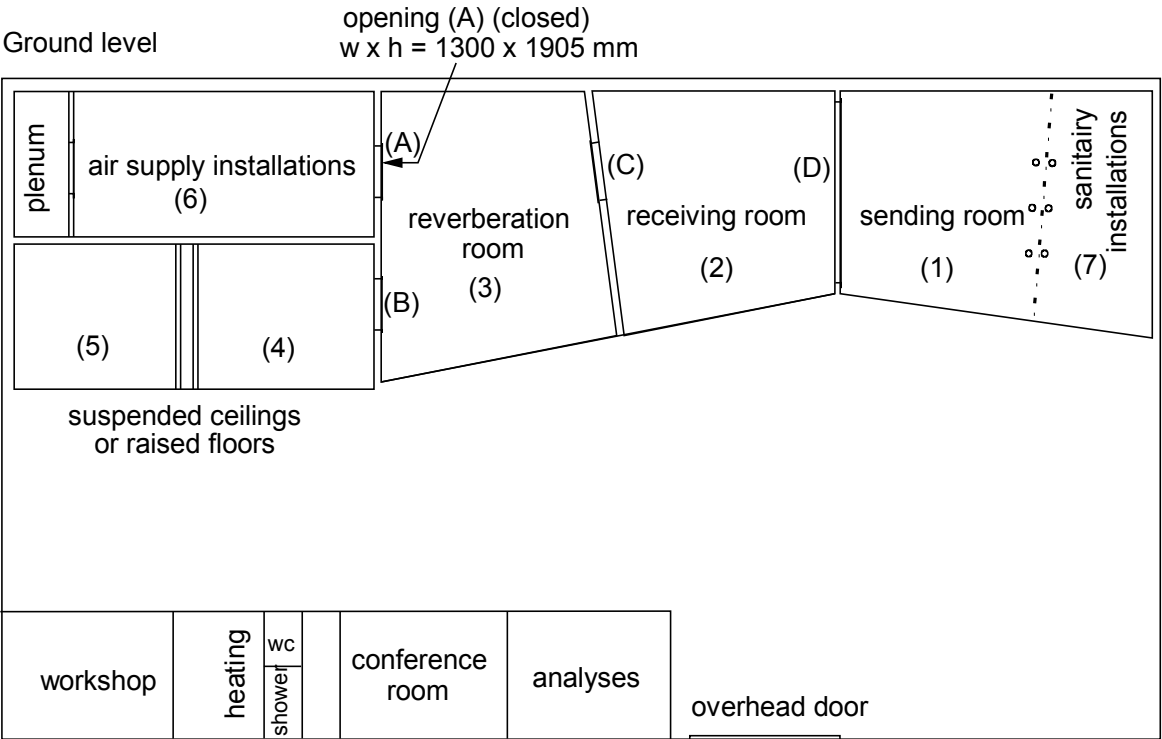
PEUTZ bv  
Lindenlaan 41, NL-6584 AC MOLENHOEK (LB), THE NETHERLANDS

OVERVIEW

Story

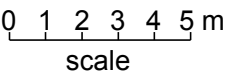


Ground level



TEST OPENINGS (w x h in mm)

- (B) 1000 x 2200
- (C) 1500 x 1250
- (D) 4300 x 2800
- (E) 4000 x 4000



PEUTZ bv  
Lindenlaan 41, 6584 AC MOLENHOEK (LB)

REVERBERATION ROOM

The reverberation room meets the requirements of ISO 354:2003.

additional data:

volume : 214 m<sup>3</sup>

total area  $S_t$  (walls, floor and ceiling) : 219 m<sup>2</sup>

diffusion: by the shape of the room and by adding 6 curved and 2 flat reflecting elements with a total area of approx. 13 m<sup>2</sup> a sufficient diffusion has been gained.

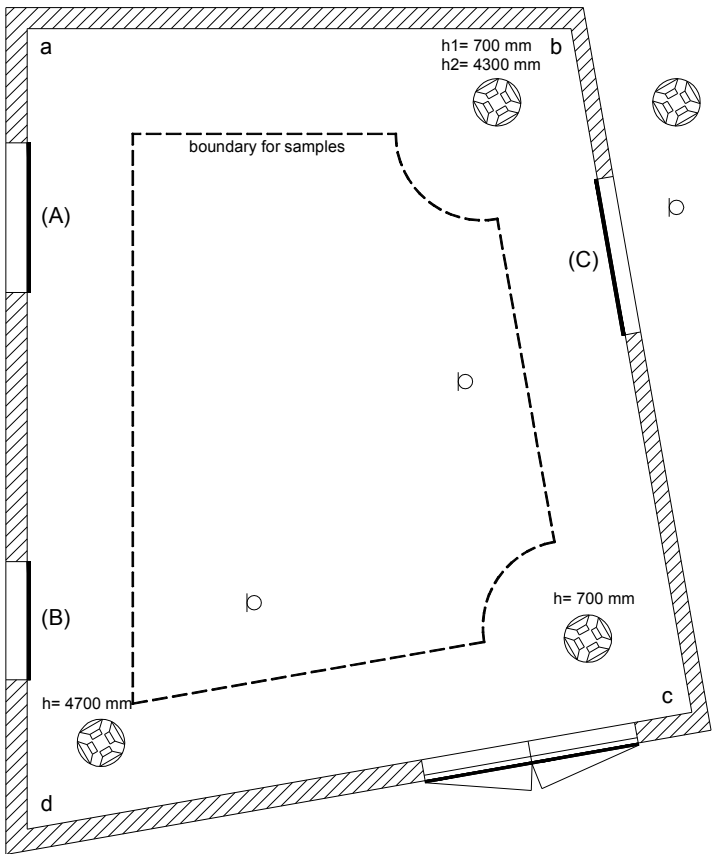
reverberation time of the empty reverberation room during measurements of 01-12-2015

| frequency (1/1 oct.) | 125  | 250  | 500  | 1000 | 2000 | 4000 | Hz   |
|----------------------|------|------|------|------|------|------|------|
| reverberationtime    | 8,04 | 6,34 | 6,11 | 5,54 | 4,25 | 2,78 | sec. |

repeatability r (1/1 oct.) c.f. ISO 354:1985 annex C (see chapter 4.2 of this report).

| r bij hoge $\alpha$ | 0,13 | 0,04 | 0,04 | 0,02 | 0,02 | 0,08 | - |
|---------------------|------|------|------|------|------|------|---|
| r bij lage $\alpha$ | 0,09 | 0,02 | 0,01 | 0,02 | 0,02 | 0,04 | - |

plan



loudspeaker (4x)

microphone (3x)

(closed) testopenings  
(width x height in mm)  
(A): 1300 x 1800  
(B): 1000 x 2200  
(C): 1500 x 1250

height at:  
a: 5573 mm  
b: 5102 mm  
c: 5000 mm  
d: 5580 mm

0 1 2 m

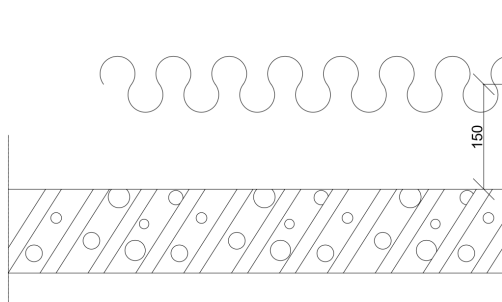
MEASUREMENT OF SOUND ABSORPTION IN A REVERBERATION ROOM  
ACCORDING TO ISO 354:2003



principal: Vescom BV

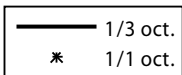
Variant 1: Curtain type 'Naltar'

- manufacturer: Vescom BV
- 100% fold-rate
- mounting method G-150 (ISO 354 annex B)
- 150 mm distance to the room surface
- tested without perimeter frame
- dimensions: 8900 mm x 2800 mm
- thickness: ca. 0,5 mm
- surface weight: 190 g/m<sup>2</sup>



volume reverberation room: 214 m<sup>3</sup>

surface area sample: 11,2 m<sup>2</sup>



measured at: Peutz Laboratory for Acoustics

signal: broad-band noise

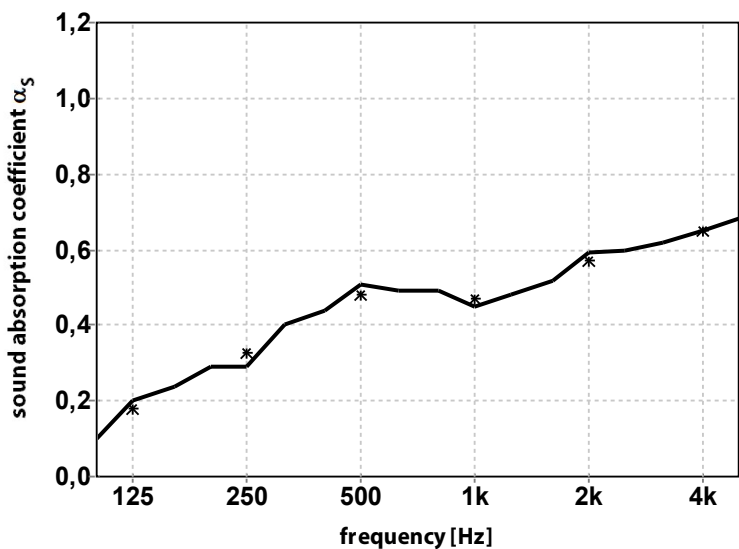
bandwidth: 1/3 octave

$\alpha_w$  (ISO 11654) = 0,50(H)

Class: D

NRC (ASTM - C423) = 0,45

SAA (ASTM - C423) = 0,46



|          |      |      |      |      |      |      |
|----------|------|------|------|------|------|------|
|          | 0,10 | 0,29 | 0,44 | 0,49 | 0,52 | 0,62 |
| 1/3 oct. | 0,20 | 0,29 | 0,51 | 0,45 | 0,59 | 0,65 |
|          | 0,24 | 0,40 | 0,49 | 0,48 | 0,60 | 0,68 |
| 1/1 oct. | 0,18 | 0,33 | 0,48 | 0,47 | 0,57 | 0,65 |

publication is permitted for the entire page only

Mook, 01-12-2015

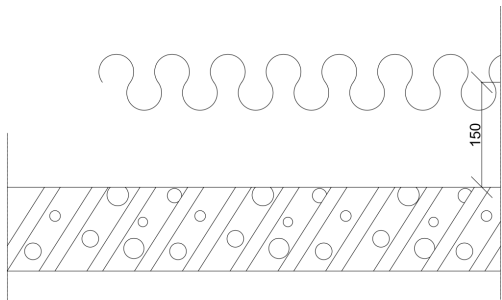
MEASUREMENT OF SOUND ABSORPTION IN A REVERBERATION ROOM  
ACCORDING TO ISO 354:2003



principal: Vescom BV

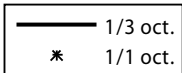
Variant 2: Curtain type 'Iseo'

- manufacturer: Vescom BV
- 100% fold-rate
- mounting method G-150 (ISO 354 annex B)
- 150 mm distance to the room surface
- tested without perimeter frame
- dimensions: 8000 mm x 2800 mm
- thickness: ca. 0,8 mm
- surface weight: 400 g/m<sup>2</sup>



volume reverberation room: 214 m<sup>3</sup>

surface area sample: 11,2 m<sup>2</sup>



measured at: Peutz Laboratory for Acoustics

signal: broad-band noise

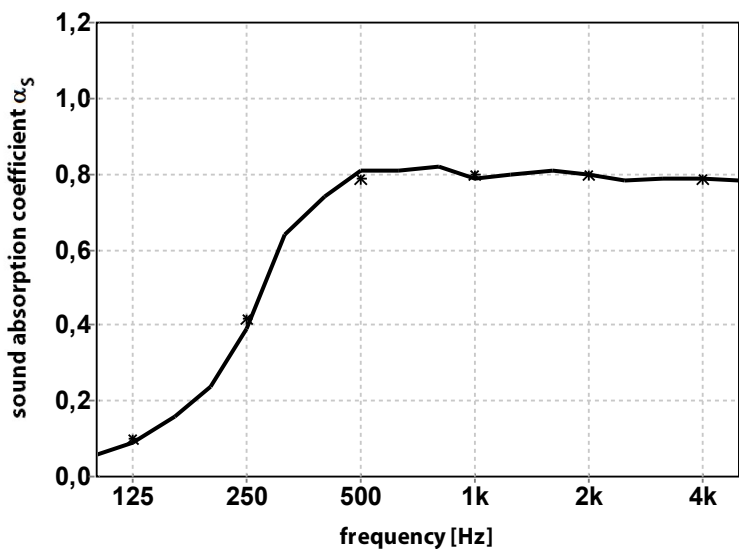
bandwidth: 1/3 octave

$\alpha_w$  (ISO 11654) = 0,70

Class: C

NRC (ASTM - C423) = 0,70

SAA (ASTM - C423) = 0,70



|          |      |      |      |      |      |      |
|----------|------|------|------|------|------|------|
|          | 0,06 | 0,24 | 0,74 | 0,82 | 0,81 | 0,79 |
| 1/3 oct. | 0,09 | 0,39 | 0,81 | 0,79 | 0,80 | 0,79 |
|          | 0,16 | 0,64 | 0,81 | 0,80 | 0,78 | 0,78 |
| 1/1 oct. | 0,10 | 0,42 | 0,79 | 0,80 | 0,80 | 0,79 |

publication is permitted for the entire page only

Mook, 01-12-2015



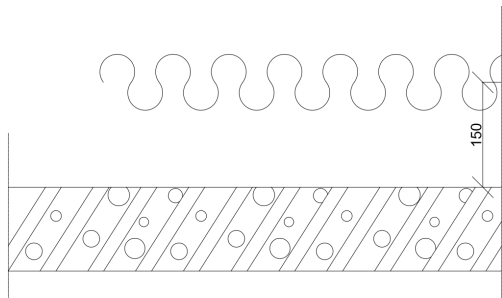
MEASUREMENT OF SOUND ABSORPTION IN A REVERBERATION ROOM  
ACCORDING TO ISO 354:2003



principal: Vescom BV

Variant 3: Curtain type 'Fara'

- manufacturer: Vescom BV
- 100% fold-rate
- mounting method G-150 (ISO 354 annex B)
- 150 mm distance to the room surface
- tested without perimeter frame
- dimensions: 8000 mm x 2800 mm
- thickness: ca. 0,7 mm
- surface weight: 320 g/m<sup>2</sup>



volume reverberation room: 214 m<sup>3</sup>

surface area sample: 11,2 m<sup>2</sup>

measured at: Peutz Laboratory for Acoustics

signal: broad-band noise

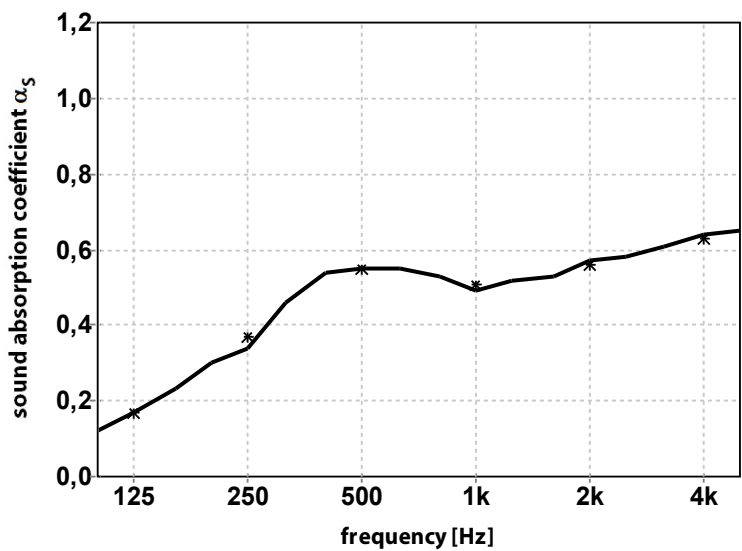
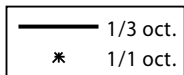
bandwidth: 1/3 octave

$\alpha_w$  (ISO 11654) = 0,55

Class: D

NRC (ASTM - C423) = 0,50

SAA (ASTM - C423) = 0,50



|          |      |      |      |      |      |      |
|----------|------|------|------|------|------|------|
|          | 0,12 | 0,30 | 0,54 | 0,53 | 0,53 | 0,61 |
| 1/3 oct. | 0,17 | 0,34 | 0,55 | 0,49 | 0,57 | 0,64 |
|          | 0,23 | 0,46 | 0,55 | 0,52 | 0,58 | 0,65 |
| 1/1 oct. | 0,17 | 0,37 | 0,55 | 0,51 | 0,56 | 0,63 |

publication is permitted for the entire page only

Mook, 01-12-2015